

# Related Documentation

## **Ordinary Meeting**

**Thursday, 24 October 2024**



---

## TABLE OF CONTENTS

---

ITEM	SUBJECT	PAGE NO
8.1	<b>RELATED ITEM - SUNSHINE COAST COMMUNITY STRATEGY ANNUAL REPORT 2023-24</b>	
	ATTACHMENT 1 PRESENTATION .....	5
8.2	<b>RELATED ITEM - SUNSHINE COAST COMMUNITY STRATEGY - REFRESH</b>	
	ATTACHMENT 1 PRESENTATION .....	15
8.3	<b>RELATED ITEM - SUNSHINE COAST REGIONAL ECONOMIC DEVELOPMENT STRATEGY ANNUAL REPORT 2023-24</b>	
	ATTACHMENT 1 PRESENTATION .....	27
8.4	<b>RELATED ITEM - SUNSHINE COAST ENVIRONMENT AND LIVEABILITY STRATEGY ANNUAL REPORT 2023-24</b>	
	ATTACHMENT 1 PRESENTATION .....	33
8.5	<b>RELATED ITEM - SUNSHINE COAST BIOSECURITY PLAN 2024</b>	
	ATTACHMENT 1 PRESENTATION .....	39
8.6	<b>RELATED ITEM - SUNSHINE COAST STORM TIDE STUDY 2024</b>	
	ATTACHMENT 1 PRESENTATION .....	47
8.7	<b>RELATED ITEM - CALOUNDRA SOUTH PRIORITY DEVELOPMENT AREA - INFRASTRUCTURE AGREEMENT (LOCAL GOVERNMENT INFRASTRUCTURE) - DEED OF VARIATION NO.5</b>	
	ATTACHMENT 1 PRESENTATION .....	61
8.8	<b>RELATED ITEM - SEPTEMBER 2024 FINANCIAL PERFORMANCE REPORT</b>	
	ATTACHMENT 1 PRESENTATION .....	69





# Sunshine Coast Community Strategy Annual Report 2023-24

Item 8.1  
Ordinary Meeting  
24 October 2024



# Sunshine Coast Community Strategy 2019-2041

**The Sunshine Coast Community Strategy is the guiding regional strategy that supports the Corporate Plan Goal of: Our Strong Community.**

- The Sunshine Coast Community Strategy Annual Report 2023-24 outlines and celebrates the highlights and achievements of the past year
- Recognises progress across the five outcome areas of the Strategy.



# Key Highlights

## Outcome One – Healthy, Active Communities

Successfully delivered a range of programs and events to support healthy and active lifestyles, including:

- Healthy Sunshine Coast, with close to 5000 registered members, and 60 regular activities facilitated by more than 30 providers
- Launching Elevate 2042 and continued infrastructure preparation for the Brisbane 2032 Olympic and Paralympic Games
- RideScore active school travel program, with continued increasing participation
- Lifeguard services, beach safety and accessible beaches program
- Volunteering opportunities.



# Key Highlights

## Outcome Two – Vibrant Communities

- Busy and vibrant community places and spaces, supported through delivery of programs and activations, thrived with increased visitation to aquatic centres, historic houses, sporting and event venues
- Libraries continued to deliver programs and activities with an 11% increase in visits, launch of Baringa Book Locker, and 20% increase in participation in early literacy sessions
- Delivery of new and upgraded facilities - sporting and community places and spaces, including Altitude Nine, Community CoLab, Kawana Aquatic Centre stage 1 upgrade and commencement of Honey Farm Sports and Recreation Precinct.



# Key Highlights

## Outcome Three – Inclusive Communities

- Innovate Reconciliation Action Plan finalised and development of a Stretch Reconciliation Action Plan commenced
- Adoption of the All Abilities Action Plan 2024-2028
- Council continued work towards welcome, becoming a member of the Welcoming Cities Network
- Launch of inaugural Young Leaders Academy
- Endorsement of the Housing and Homelessness Action Plan, to help facilitate affordable and diverse housing options, reduce housing stress and respond to homelessness in our community
- Elevated and amplified voices of lived experience through the Lived Experience Inclusion Project extending into co-designed initiative - Street Up.





# Key Highlights

## Outcome Four – Connected, Resilient Communities

- Council continues to partner with and support community organisations and initiatives preventing domestic and family violence and building a deeper understanding and awareness in our community
- Delivered over 39 community engagement projects on Council's Have your Say website
- Delivered more than \$5.28 million through 1071 grants for projects, events and community partnerships
- We Recover Better Together Project, funded by State and Federal governments, was delivered to strengthen the community's recovery and resilience following the 2022 floods
- Continued delivery of ThinkChange Travel Behaviour Change Program.



# Key Highlights

## Outcome Five – Creative, Innovative Communities

- Endorsement of the Sunshine Coast Creative Arts Plan 2023-2038
- Delivery of a range of creative and cultural events and programs, and ongoing sector development activities, including 740 employment opportunities for local artists and art workers, mentorship program, and spaces for creatives
- Signature heritage programs delivered at Bankfoot House and Landsborough Museum with 19% increase in visitation at the heritage facilities
- Horizon 2023 was successfully delivered, with 168 events attracting more than 25,000 attendees.



# Recommendation

## That Council:

- receive and note the report titled “Sunshine Coast Community Strategy Annual Report 2023-24” and
- note the Sunshine Coast Community Strategy Annual Report 2023-24 for the purpose of promoting the progress and achievements in relation to the Sunshine Coast Community Strategy 2019-2041.



# Thanks for your time



[sunshinecoast.qld.gov.au](http://sunshinecoast.qld.gov.au)



# Sunshine Coast Community Strategy: 2024 Refresh & Action Plan 2024-2029

Item 8.2

Ordinary Meeting

24 October 2024



# Community Strategy

One of Council's three regional strategies

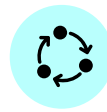


# Community Strategy

Benefits for our region



Provides a clear blueprint for the future so that people and place remain connected, inclusive and cohesive as we grow.



Offers principles and methods focused on partnership, collaboration and best-practice engagement to enhance outcomes for our community.



Facilitates collaborative action to strengthen the fabric and vitality of our communities - to build a strong community for all.



Outlines a clear approach to measuring and reporting on progress towards our shared goal of a strong community.

We all have a role to play and personal responsibility to build a strong Sunshine Coast community together – where together we thrive.

# Refresh Project

Includes update to Community Strategy and new Council action plan for 2024-2029









# Community priorities

Refresh has been driven by priorities identified by community

**Housing and  
Homelessness Support**




**Facilities**



**Transport**



**Cost of Living**



**Connection and  
Inclusion**





## Refreshed Community Strategy:

### Vision and Goal

#### Vision

### Together we thrive

The Sunshine Coast community thrives through connection with people, places and spaces and staying true to our values as a welcoming, caring and vibrant community, with opportunities to participate for all.

#### Goal

### A strong community

A strong community is connected, everyone is included and treated with respect, and opportunities are available for all.

A strong community has five elements:



### 01 Healthy, Active Communities

Information, services and programs support physical and mental health and wellbeing.

#### Topics

- 1.1 Health and Wellbeing



### 02 Vibrant Communities

Community places and spaces, transport and housing provide the fundamental building blocks for a vibrant community.

#### Topics

- 2.1 Community Places and Spaces
- 2.2 Transport
- 2.3 Housing and Homelessness Support



### 03 Inclusive Communities

Opportunities are available for everyone to participate and be involved.

#### Topics

- 3.1 Inclusion
- 3.2 Volunteering
- 3.3 Community Engagement



### 04 Connected, Resilient Communities

Communities are connected, resilient and safe where people work collaboratively to achieve shared goals.

#### Topics

- 4.1 Community Connection and Resilience
- 4.2 Community Safety



### 05 Creative, Innovative Communities

Creativity, heritage and First Nations culture is a source of connection, learning and pride.

#### Topics

- 5.1 Arts, Heritage and First Nations Culture

## Refreshed Community Strategy:

### Measures



# Actions

50 actions for Council to implement during 2024-2029 (example)

## Council actions

- Expand Council's Healthy Sunshine Coast program to deliver a broad range of low cost, convenient and inclusive health and wellbeing activities.
- Develop and implement a Youth Action Plan to guide Council action on the priorities of young people.
- Implement actions identified in the Reconciliation Action Plan in partnership with Traditional Custodians and First Nations people.
- Simplify processes for community-run events and local activation initiatives.
- *And 46 other actions...*

## Community actions

- Provide a positive welcome to new residents in our neighbourhood.
- Share opportunities for community engagement with people we know and groups we're involved in.
- Volunteer to support people experiencing homelessness.
- Reconsider when and how often we travel/use the car.
- Get to know our neighbours and participate in our local community.
- *And many other ideas...*

# Recommendation

**That Council:**

- a) **receive and note the report titled “Sunshine Coast Community Strategy - Refresh” and**
- b) **adopt the refreshed Sunshine Coast Community Strategy 2019-2041 and integrated Council Action Plan 2024-2029 (Appendix A).**

# Thanks for your time



[sunshinecoast.qld.gov.au](http://sunshinecoast.qld.gov.au)



# Sunshine Coast Regional Economic Development Strategy Annual Report 2023-24

Item 8.3  
Ordinary Meeting  
24 October 2024








## Performance Indicators/Goals

	2013 Baseline Results <sup>1</sup>	2023-24 Outcomes <sup>2</sup>	2013 to 2024 Progress	2033 Aspirational Goals <sup>2</sup>
<b>Goal 1</b> Gross Regional Product Growth	A \$13.8 billion economy	A \$23.73 billion economy	72% growth over the 11-year period	Gross Regional Product growth up to \$33 billion
<b>Goal 2</b> Jobs growth in high-value industries	High value industries provided 59,000 employment opportunities	High value industries providing 107,283 employment opportunities <sup>3</sup>	82% growth over the 11-year period	Jobs growth in high value industries up to 100,000
<b>Goal 3</b> Regional household income levels to exceed Queensland household income levels	Household income levels were 22.3% below the State average	Household income levels 4.8% below the Queensland average	17.5% reduction in the income gap over the 11-year period	Regional household income levels to exceed Queensland household income levels
<b>Goal 4</b> Increase goods and services produced for export outside of the region	13.6% of goods and services were produced for export outside the region	18.1% of goods and services were produced for export outside of the region	4.5% increase over the 11-year period	Increase good and services produced for export outside the region to 20%

1. Combined Sunshine Coast and Noosa; 2 Sunshine Coast excluding Noosa, 3 the 2033 "high value industries jobs growth" goals has been achieved 9 years ahead of target. Economic Development will establish a new aspirational goal with Council.



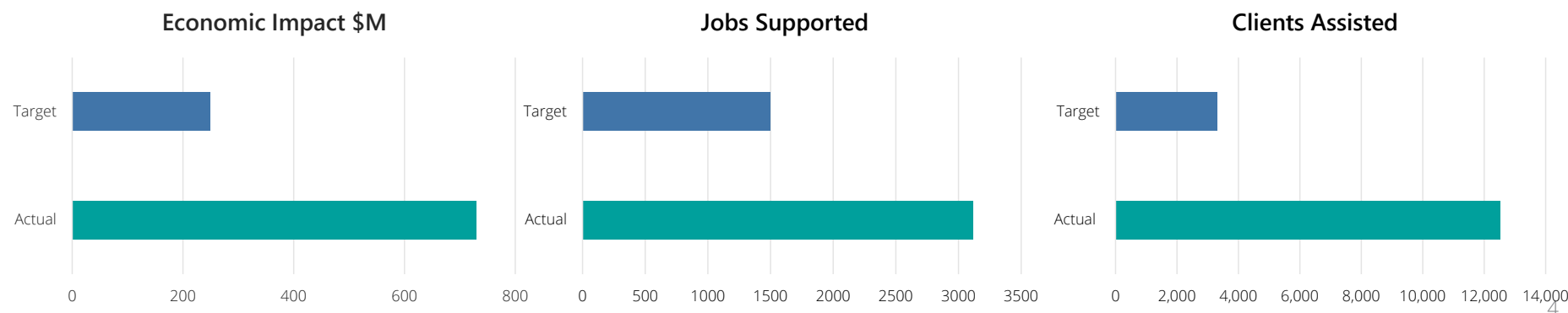
## REDS Pathways

				
Leadership, sustainability and equity	Investment and growth	Business retention and expansion	Innovation, technological advancement and scaling up	Talent and skills
<ul style="list-style-type: none"> <li>REDS Refresh successfully delivered and implemented</li> <li>Biosphere supported via facilitated industry workshops</li> <li>ASPIRE platform secured 500 users, delivering \$2.5m+ in savings and 5000+ tonnes in CO2 emission reduction</li> <li>Regional leaders support and advocacy for key innovation initiatives</li> <li>Marketing continued to promote the region as a national and international investment destination of choice. The first international campaign in North America delivered 70 new leads</li> </ul>	<ul style="list-style-type: none"> <li>Hotels initiative delivered to drive more targeted investment into the region</li> <li>Kilcoy Global Foods expansion to \$80 million purpose-build facility</li> <li>BFX \$20 million new global distribution centre</li> <li>Two marketing campaigns, Vitamin SC Series 3 and Testing Tech in Paradise, won international awards (IEDC)</li> <li>Council hosted inbound delegations including Trade Commissioners and Consular Officials from over 10 countries to showcase Sunshine Coast investment and trade opportunities</li> </ul>	<ul style="list-style-type: none"> <li>Local Business Support Program delivered support to 1,640 businesses</li> <li>Thriving Through Change Business Expo attracted 400 local businesses</li> <li>Buy Local Day campaign encouraged local business spend. Over 10,000 businesses reached</li> <li>Supported the Sunshine Coast Business Awards</li> <li>Capacity building initiatives with MEF and FAN and relaunch of Cleantech Network</li> </ul>	<ul style="list-style-type: none"> <li>780 people attended the Forward Fest innovation festival with 99 speakers and workshops across three days</li> <li>Sunshine Coast Screen Summit with 80 industry members to promote the screen industry</li> <li>Sunny Coast Showdown screen incubator attracted 900 people over the two-night screening showcase</li> <li>Advanced Air Mobility (AAM) project launched achieving national profile and traction</li> <li>Testing Tech in Paradise program ongoing</li> <li>Innovation Ecosystem Mapping Project delivered. Key focus includes Innovation Hub</li> </ul>	<ul style="list-style-type: none"> <li>Study Sunshine Coast delivered the Queensland International Education and Training Forum</li> <li>Study Sunshine Coast Student Employability and Industry Engagement programs</li> <li>Regional Jobs Committee focusing on workforce development</li> <li>Sunshine Coast Jobs and Students Jobs Hub promoted</li> <li>13 teams participating in the Mayors Telstra Innovation Awards.</li> <li>RoboRAVE robotics events with 1,100 competitors from 500 teams from Australia, China, Ecuador and the Philippines</li> </ul>

# Economic Development Annual Service Results

Council is continuing to demonstrate strong engagement with local industry to achieve significant economic outcomes:

Service	Target 2023/24	Actual 2023/24	Result 2023/24
Economic Impact	\$250 million	\$729.47 million	+191.79% above target
Jobs Supported	1,500 jobs	3,119 jobs	+107.93% above target
Clients Assisted	3,300 clients	12,517 clients	+279.30% above target



## Officer Recommendation

That Council:

(a) Receive and note the report titled "Sunshine Coast Regional Economic Development Strategy Annual Report 2023-24"

(b) Note the "Sunshine Coast Regional Economic Development Strategy Annual Report 2023-24" for the purpose of promoting the region's economic outcomes.

# Thank you



[sunshinecoast.qld.gov.au](http://sunshinecoast.qld.gov.au)

# Environment and Liveability Strategy Annual Report 2023-24

Item 8.4  
Ordinary Meeting  
24 October 2024





## Highlights 2023-24



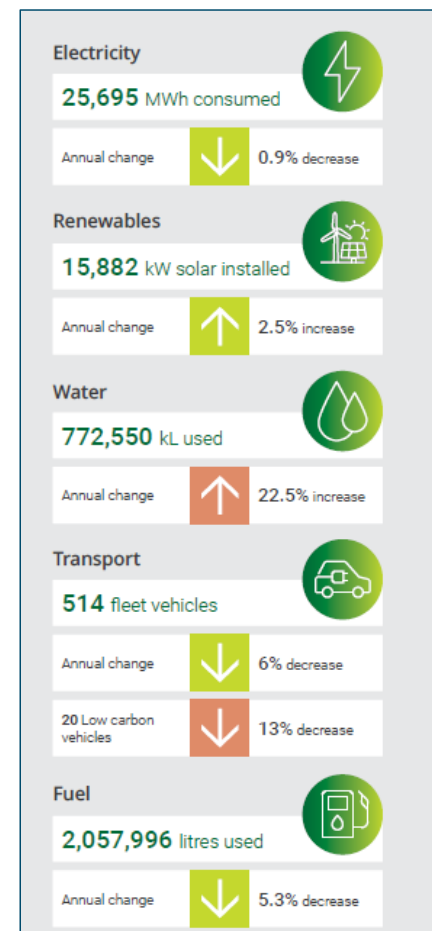
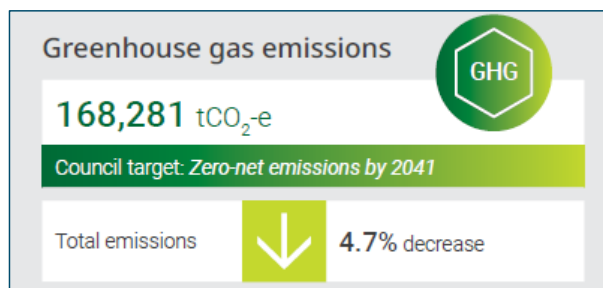
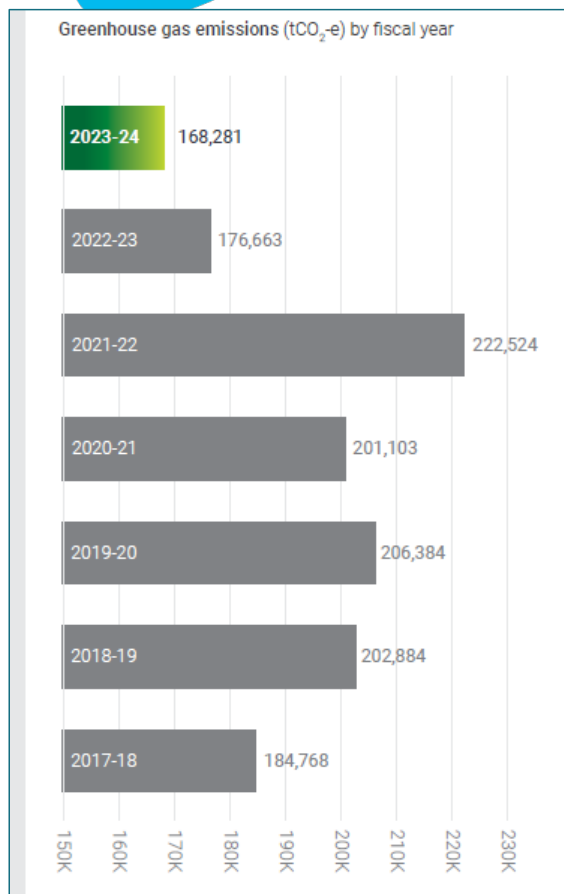


## Our progress

Target	Baseline	2023-24	2023-24 Outcome
<b>No loss of the Regional Inter-urban Break in its current extent</b>	32,031 ha*	32,031 ha	No change to the current extent
<b>Hectares of land per 1000 residents acquired through Environment Levy for conservation and preservation purposes maintained</b>	9.6 ha per 1000 residents	11.32 ha per 1000 residents <sup>+</sup>	185 ha acquired
<b>Hectares of land per 1000 residents for sport and recreation purposes maintained</b>	4.74 ha per 1000 residents	4.61 ha per 1000 residents <sup>+</sup>	46.5 ha open space secured
<b>Renewable energy capacity increased</b>	124.8 MW	497.5 MW	Increase of 45.4 MW <sup>^</sup>
<b>Council's greenhouse gas emissions reduced</b>	0.58 tCO <sub>2</sub> -e per resident	0.45 tCO <sub>2</sub> -e per resident <sup>+</sup>	Decrease of 0.03 tCO <sub>2</sub> -e per resident <sup>^</sup>
ha = Hectares      MW = Megawatts      tCO <sub>2</sub> -e = Tonnes of carbon dioxide equivalent			



## Sustainability in focus







## Officer recommendation

---

### That Council:

- a) receive and note the report titled "Sunshine Coast Environment and Liveability Strategy Annual Report 2023-24" and
- b) note the Sunshine Coast Environment and Liveability Strategy Annual Report 2023-24 for the purpose of promoting environment, liveability and organisational environmental sustainability outcomes.



# Sunshine Coast Biosecurity Plan 2024

Item #8.5

Ordinary Meeting  
24 October 2024



# Environment and Liveability Strategy



## Biodiversity policy position:

Strategic management of invasive plants and animals reduces impacts on native bushland and wildlife

## Waterways and Wetlands policy position:

Aquatic and riparian invasive plants and animals are managed strategically to reduce impacts on native species and habitats



## Transformational Action:

13. Managing our invasive plants and animals - provide a collaborative, effective and efficient response to the management of invasive plants and animals to reduce their social, economic and environmental impacts

*13.1 Implement the Sunshine Coast Local Government Area Biosecurity Plan*

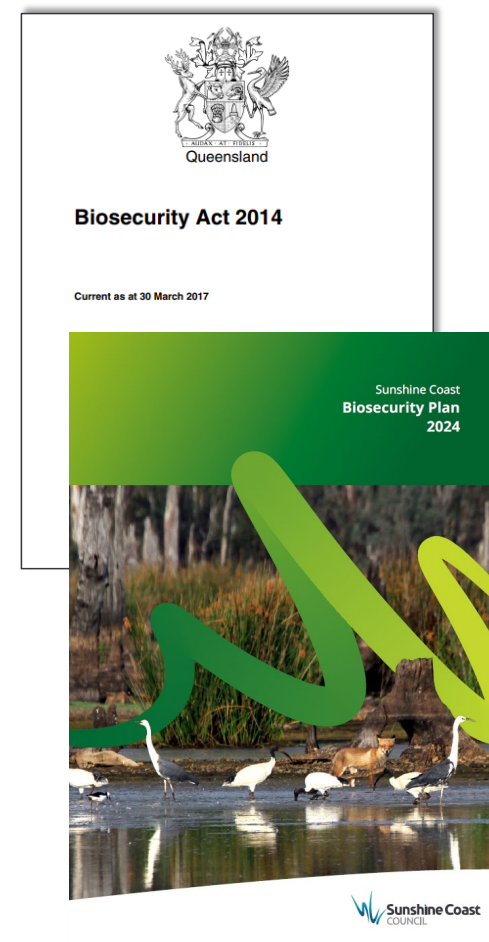
## Biosecurity Plan 2024

Everyone in Queensland has a General Biosecurity Obligation (GBO) under the *Biosecurity Act 2014*.

The Sunshine Coast Biosecurity Plan 2024 provides a framework for the management of priority invasive plants and animals in the Sunshine Coast, in accordance with the *Biosecurity Act 2014*.

This objective is achieved by undertaking a risk assessment to identify the highest priority invasive species for the Sunshine Coast and defining reasonable and practical measures to manage these priority species.

The Sunshine Coast Council Biosecurity Implementation Plan 2024 presents ongoing and new actions for Council and the community to reduce biosecurity risk.



## Priority Invasive Species

**Prevention:** Prevent entry and establishment  
(19 plants and 4 animals)

**Eradication:** Elimination reasonable and practical  
(13 plants and 2 animals)

**Containment:** Reduce impact and stop spread  
(21 plants and 2 animals)

**Asset Protection:** Manage when impacting high  
value assets (15 plants and 5 animals)



Bitou bush



European rabbit



Groundsel bush



Broad leaf pepper tree



## Alert and Locally significant invasive plants

Some invasive plants not listed under the *Biosecurity Act 2014* have locally significant impacts on natural environment areas.

**Alert**: Prevent entry or control to prevent further spread (3 plants)



Amazonian Frogbit

**Locally Significant**: Manage when impacting high value natural assets (19 plants)



Blue morning glory

# Biosecurity Implementation Plan 2024

## Ongoing Biosecurity Activities (examples):

- Surveillance programs for invasive plants and animals
- Invasive plant and animal field data collection and research
- Control program for invasive plants and animals
- Biosecurity education program

## New Biosecurity Plan Actions (examples):

- Vehicle clean down facilities
- Invasive plant and animal data coordination
- Eradication program for priority species
- Online sales of invasive species



## Recommendation

That Council:

- (a) receive and note the report titled "Sunshine Coast Biosecurity Plan 2024"
- (b) endorse the Sunshine Coast Biosecurity Plan 2024 (Appendix A) and Sunshine Coast Council Biosecurity Implementation Plan 2024 (Appendix B) and
- (c) note that the Sunshine Coast Biosecurity Plan 2024 supersedes the Sunshine Coast Council Local Government Area Biosecurity Plan 2017.

# Thank you



[sunshinecoast.qld.gov.au](http://sunshinecoast.qld.gov.au)



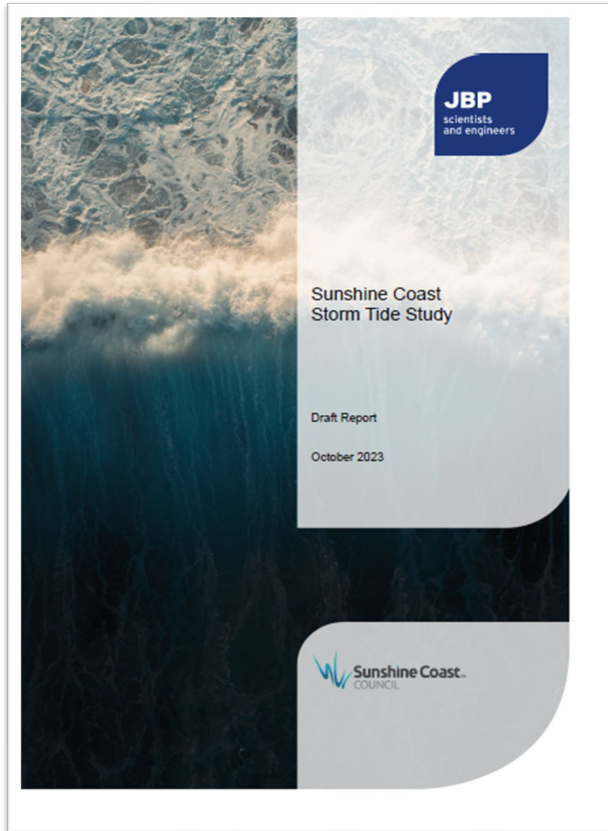
# Sunshine Coast Storm Tide Study 2024

Ordinary Meeting  
24 October 2024

Item 8.6

## Purpose

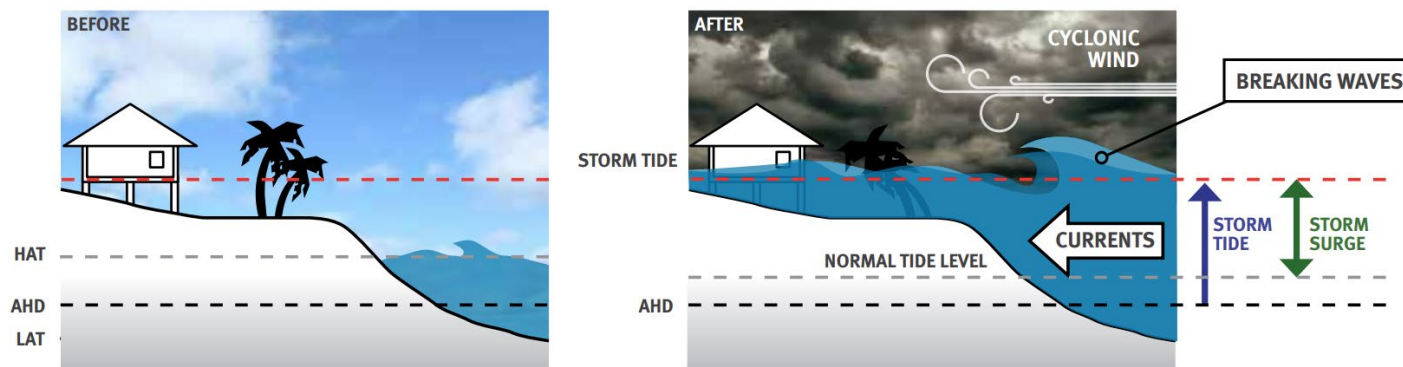

The purpose of this report is to present an updated Sunshine Coast Storm Tide Study to Council for endorsement.






## Storm Surge and Storm Tide

*Illustration of a storm tide event (before and during)*




- **Storm surge** is a persistent rise above the normal tide level along a shoreline due to strong onshore winds and/or reduced atmospheric pressure typically caused by large scale severe weather events.
- **Storm tide** describes the combined effect of a storm surge and astronomical tide levels. The greatest impact occurs when the peak storm surge coincides with a high tide.

## Types of Storm Tide



### Exposure I (Inundation)

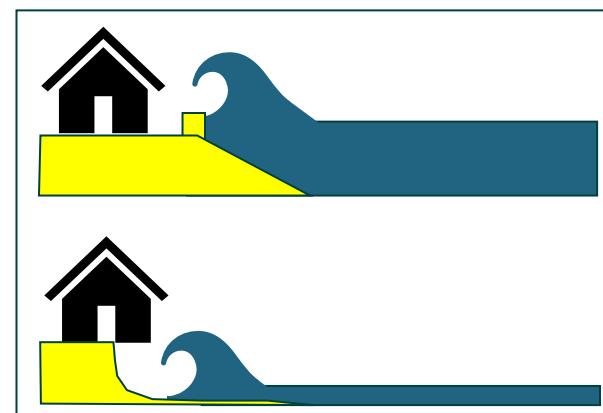
Homes located further from the beach front or close to tidal creeks that are likely to be inundated by storm tide.




### Exposure W (Waves)

Homes located closer to the beach front that are likely to be both inundated by storm tide and affected by waves.

Most storm tide damage is experienced by properties directly exposed to incoming ocean waves, which is typically the properties within 100 to 200 metres of the open shoreline.


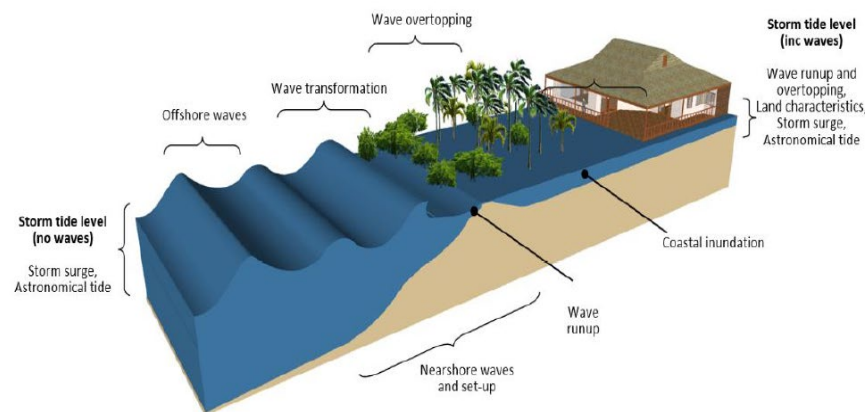




### Aurecon (2013)

- Storm tide inundation only
- Assumed no Bribie Island spit by 2100

## Current vs Proposed



### JBP (2024)

- Storm tide Inundation + Wave Action
- Infragravity waves in Coastal Creeks
- Bribie Island Breakthrough (current day)
- Assumes no Bribie Island Spit by 2100
- Open coast storm tide inundation levels unchanged from 2013 study
- UQ Peer Review
- State Government (DESI) review



Short wave crests and  
IG wave approaching



Frontal wave crest  
passing into creek



Water surging into creek,  
increasing water levels  
(10s after crest)



Water continues to surge  
into creek (30s after crest)

## Infragravity Wave Setup

### Apply in small coastal creeks

- Adopted values informed by gauges and modelling
  - Tooway\Bunbubah +0.9m
  - Coondibah +0.93m
  - Currimundi +0.56m
  - Stumers +0.75m
  - Bells\Lamerough +0.78m (2100)

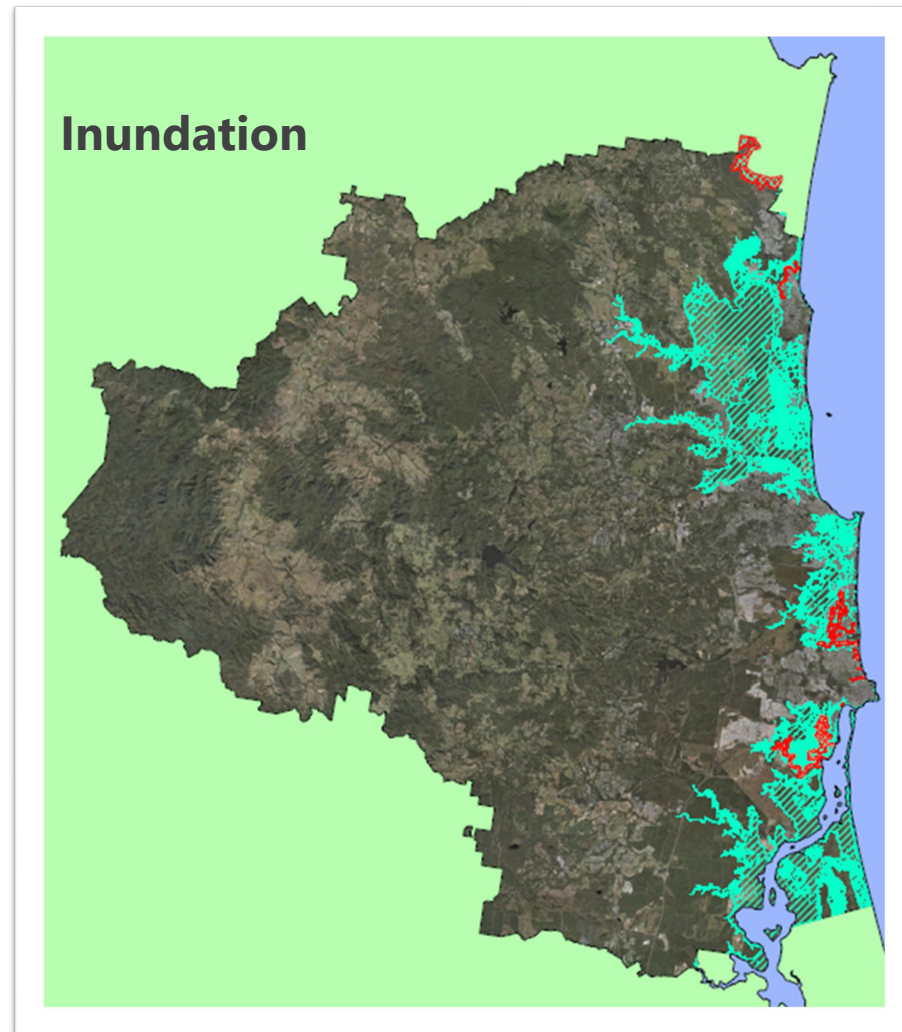
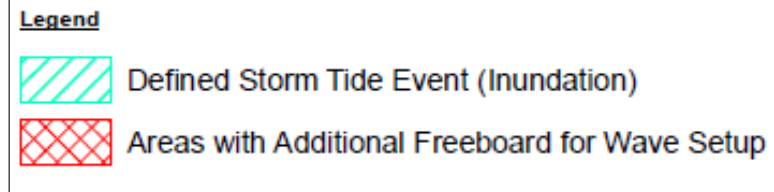
### Floor Levels

- Manage using Freeboard allowance  
(Uncertainty allowance above flood/storm tide level in calculation of floor level)
- Recommend +0.4m freeboard in wave setup areas**
- Additional to 0.5m standard freeboard (total 0.9m)

## Public information requiring update

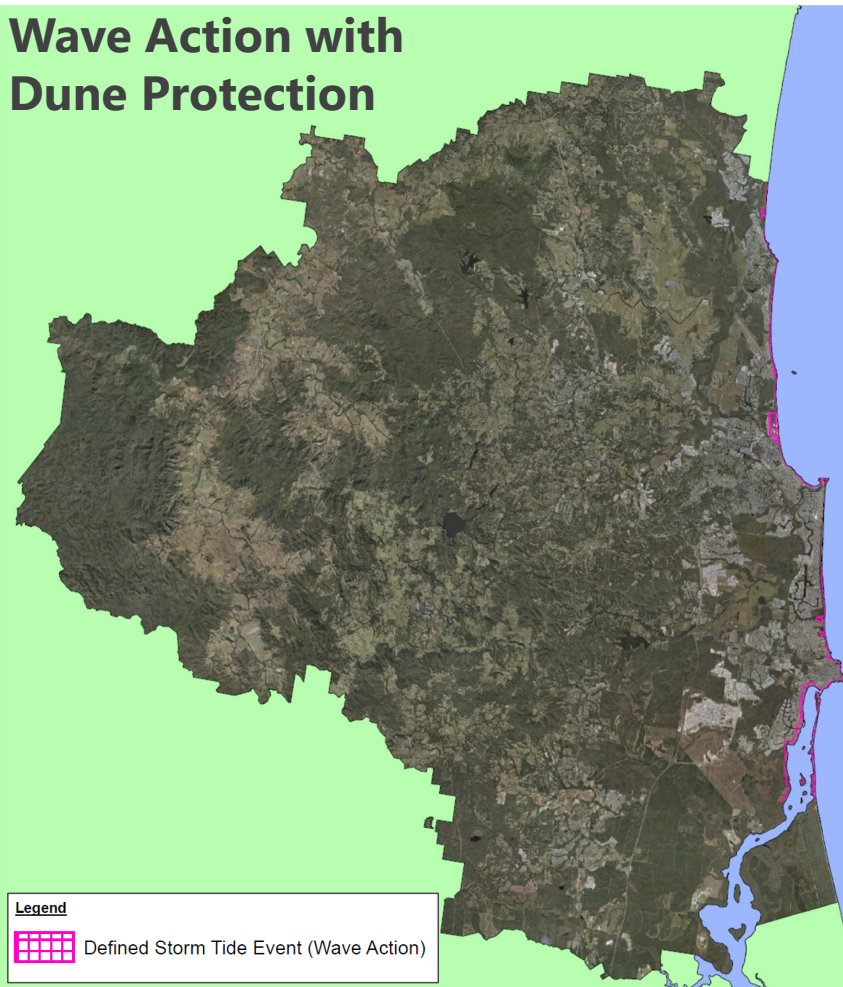
- Defined storm tide event mapping
- Storm tide extent and hazard mapping
  - Various likelihoods
  - Current and future climate
- Disaster management storm tide hazard mapping
- Addendum to Coastal Hazard Adaptation Strategy mapping
  - Bribie Island breakthrough
  - Storm tide inundation and highest astronomical tide
- Storm tide report

## Defined Storm Tide Event

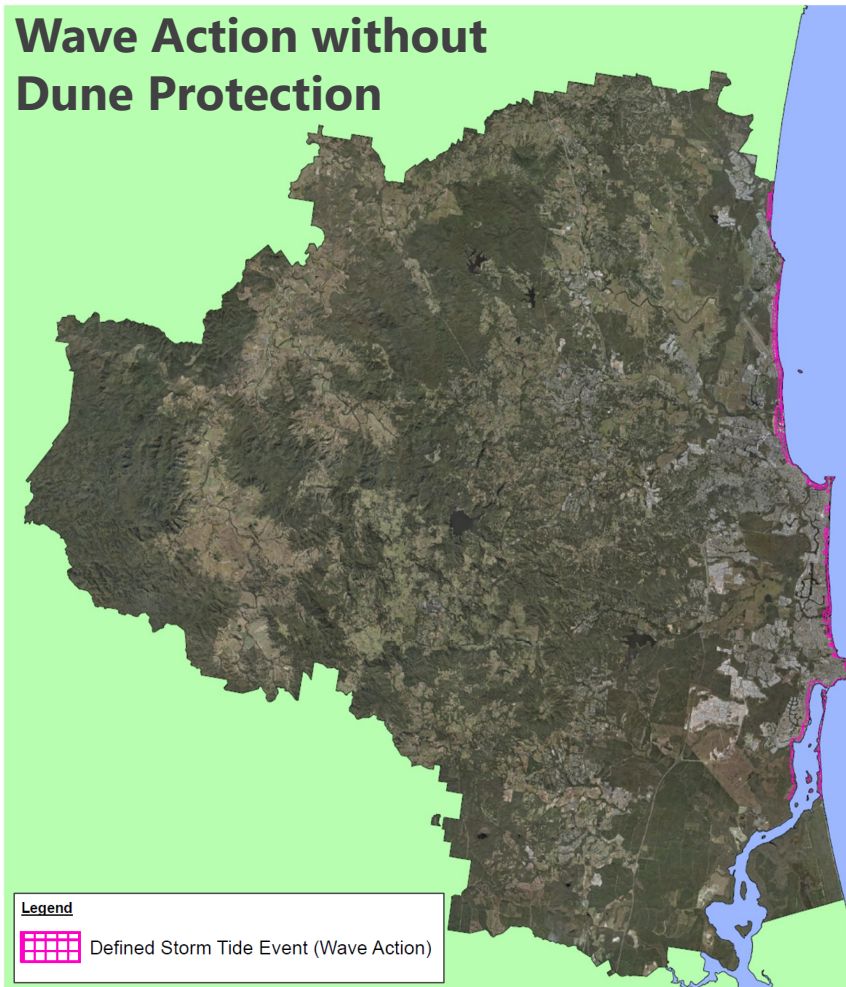




## Wave Action with Dune Protection



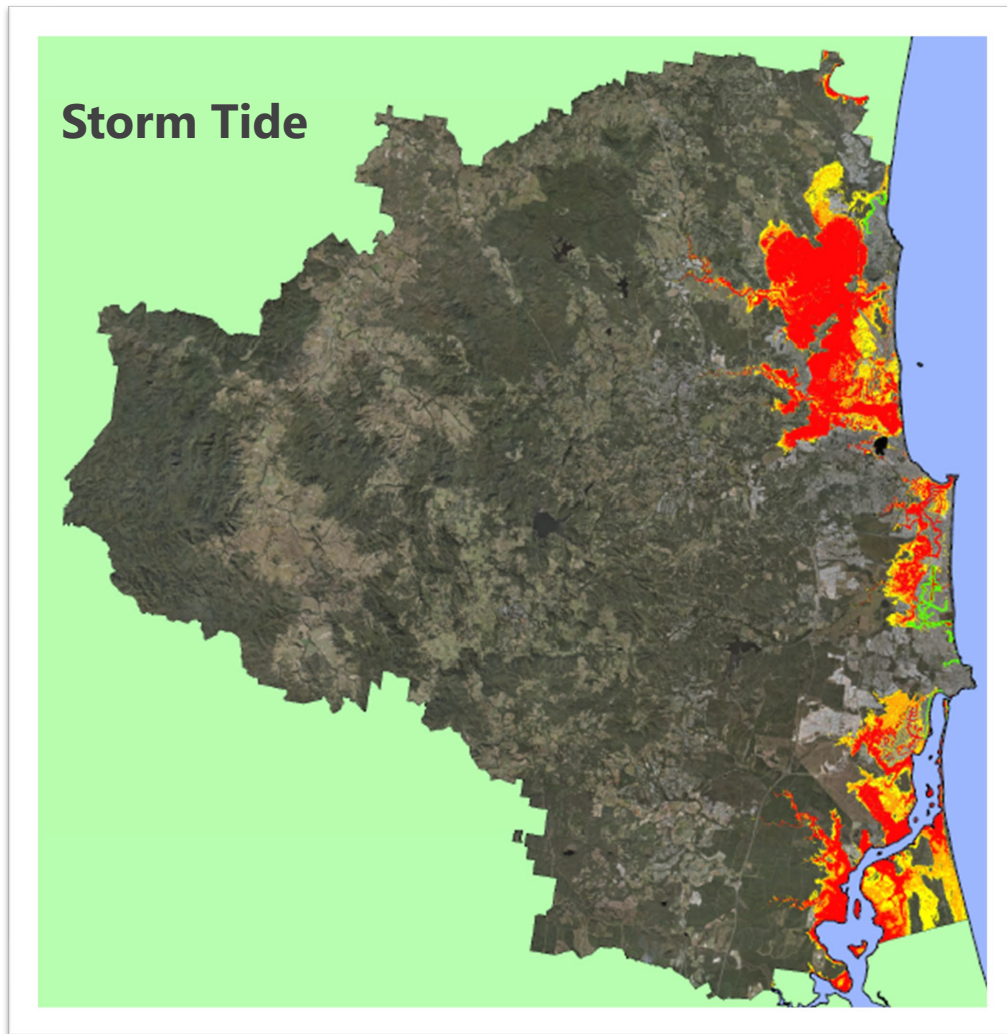
## Wave Action without Dune Protection



# Disaster Management

Legend

- HAT + 0.5 m. This area will flood first, waters will be deepest here
- HAT + 1.0 m. This area will flood after the red zone
- HAT + 1.5 m. This area will flood after the orange zone
- Potential Wave Affected Areas

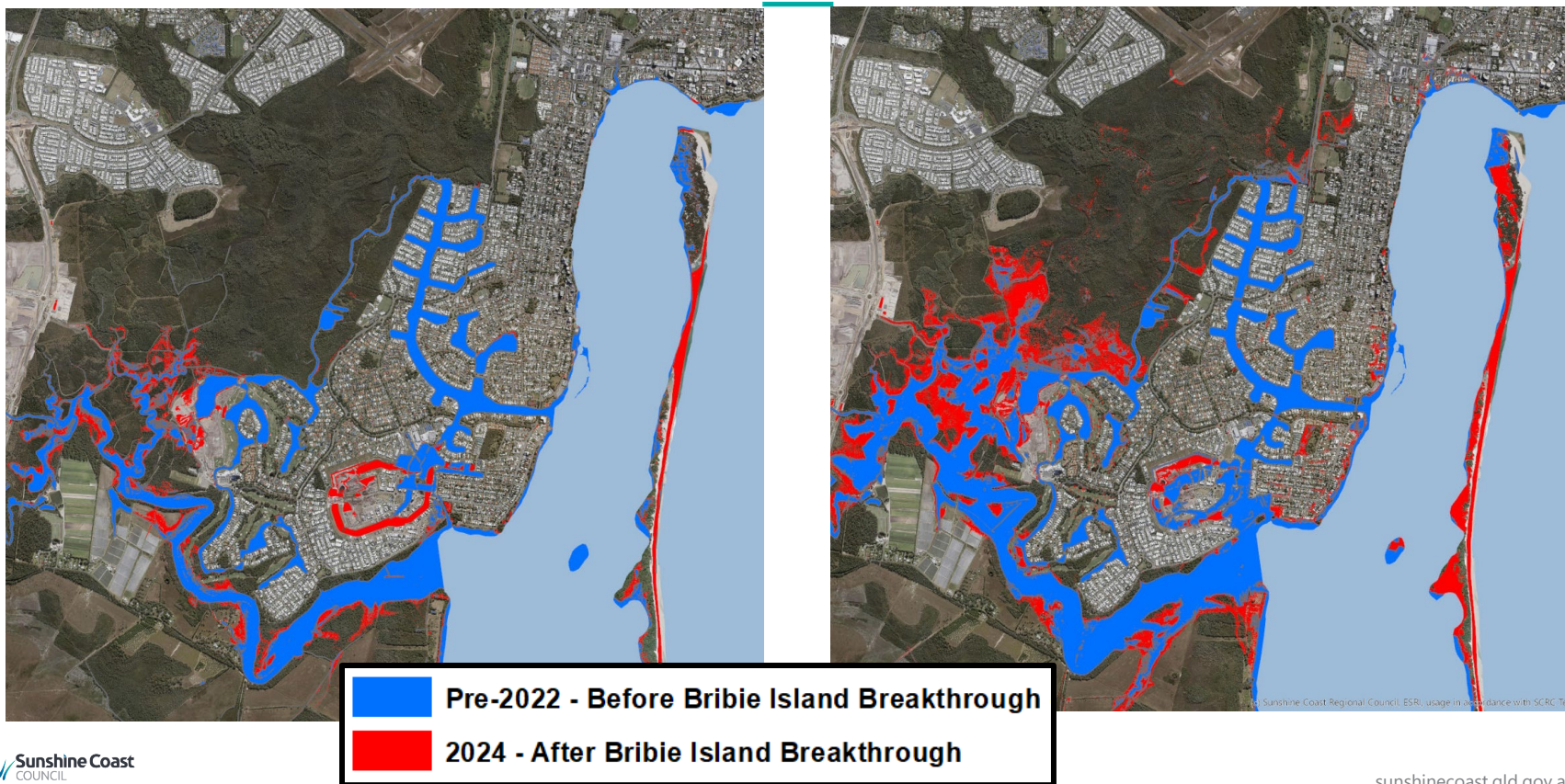




# Coastal Hazard Adaptation Strategy (Addendum)

Highest Astronomical Tide

1% AEP Storm Tide Inundation



## Recommendations

### That Council:

- a) receive and note the report titled “Sunshine Coast Storm Tide Study 2024”,
- b) endorse the Sunshine Coast Storm Tide Study (JBP, 2024) (Appendix A),
- c) endorse the application of an additional 0.4m freeboard allowance for building floor levels in wave setup locations, and
- d) endorse the revision of Council’s public flood mapping products: Defined Storm Tide Event (Inundation) Map (Appendix B); Defined Storm Tide Event (Wave Action) Maps (Appendix C) and Disaster Management Storm Tide Hazard Map (Appendix D).

# Thanks for your time



[sunshinecoast.qld.gov.au](http://sunshinecoast.qld.gov.au)







# Caloundra South Infrastructure Agreement Deed of Variation No.5

## Peoples Place Lagoon

Ordinary Meeting

24 October 2024

Item 8.7

## Purpose

---

- Consider amendments to the Caloundra South Infrastructure Agreement
- Construct the aquatic facility and associated infrastructure at no cost to Council
- Secure developer obligations pertaining to provision of an aquatic facility
  - Lagoon Sinking Fund (30 years)
  - Lagoon Operating Contribution
  - Lagoon Defects Period
  - Infrastructure Standards

## Peoples Place South



- Set in 5ha of park land
- Lagoon 2100sqm, 1.8m max depth
- Integrated art with water play, pop jets & rain curtain
- Kiosk, office & staff facilities, plant room
- BBQs, shelters, amenities & change facilities
- All abilities access & dedicated changing area
- Outdoor event space
- Urban Forest
- Kabi Kabi influenced botanical zone
- Play zones (future stage)
- Car parking and service area



**Target opening – Spring/Summer 2026**

**Anticipated visitation – 250,000 per year**

## Sinking Fund & OPEX Contribution

- Cost of anticipated maintenance, repair and replacement of lagoon and associated infrastructure
- Frequency and interval
- 30-year period
- Categorised into 8 key parameters, including:
  - Lagoon Shell and Structures
  - UV Filtration
  - Pumps
  - Chlorination
  - Filtration
  - Process Plant
  - Civil Maintenance
  - Furniture, Control Systems and unplanned maintenance
- Lagoon operating contribution forms part of commercial offer
- Calculated to ensure no net cost to Council

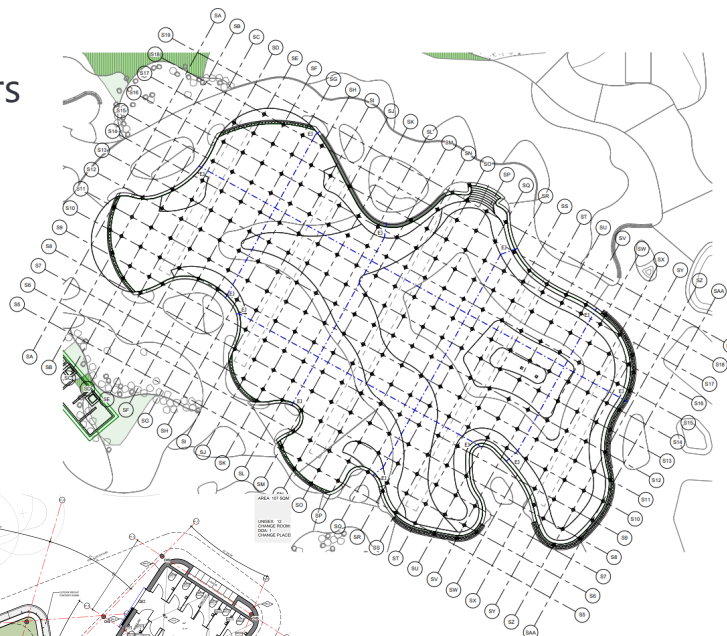
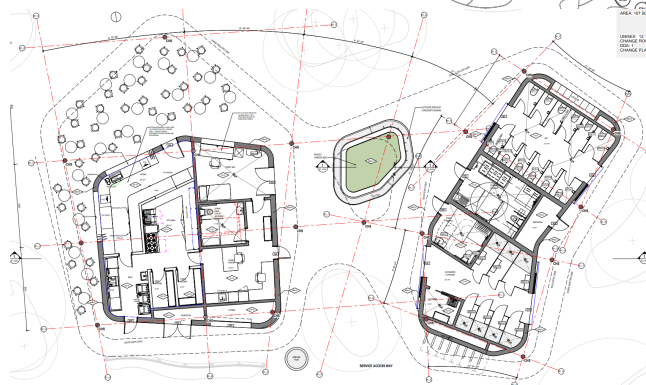


# Defects & Infrastructure Standards

- Extended defect period – total three (3) years
- Infrastructure Standards:
  - Lagoon Shell and Structural
  - Lagoon Finishes and Fixtures
  - Lagoon Pumproom and Systems
  - Lagoon Kiosk and Office
  - Public Amenity and Change Room Buildings
  - Plantroom Building



 Sunshine Coast  
COUNCIL



[sunshinecoast.qld.gov.au](http://sunshinecoast.qld.gov.au)

5

# Risk Management Process



# Recommendation

That Council:

- (a) receive and note the report titled "Caloundra South Priority Development Area - Infrastructure Agreement (Local Government Infrastructure) - Deed of Variation No.5"; and
- (b) delegate authority to the Chief Executive Officer to finalise and execute Deed of Variation No.5 to the Caloundra South Priority Development Area – Infrastructure Agreement (Local Government Infrastructure).
- (c) authorise the Chief Executive Officer to make available Deed of Variation No.5 (Attachment 4) following finalisation and execution by all parties.



Thanks for your time



[sunshinecoast.qld.gov.au](http://sunshinecoast.qld.gov.au)

# Financial Performance Report

Item 8.8  
Ordinary Meeting  
24 October 2024

# September 2024 Operating Result

---

- Council's operating result at the end of September 2024 of \$124.4 million is above the current budget by \$2.8 million.
- The variance consists of:
  - Revenue above budget by \$3.1 million
  - Expenses above budget by \$286,000

# September 2024 Operating Result

---

## Revenue

Waste Cleansing Charges above year to date budget

Holiday Parks Fees & Charges above year to date budget

Interest Received from Investment below year to date budget

## Expenditure

Contract expenses are **below budget** for Parks and Gardens, Transport Network Operations and Environmental Operations

Employee costs are **above budget**

# September 2024 Capital Program Result

---

Capital Works Program has progressed 25.5%

- **\$62.4 million** of Council's \$244.9 million Capital Works Program has been financially expended.
- **\$37.7 million** of the \$143.5 million Core Capital Program has been spent which is 26.3% of the budget

# Cash Flows and Balance Sheet

---

## Council Cash

- Council's cash at 30 September is **\$255.2 million**

## Council Debt

- Council's debt at 30 September is **\$433.8 million**
  - *Debt repayment during August \$12.6 million*
- Anticipated new borrowings for 2024-25 are **\$20.3 million**
  - *Note that borrowings will be reviewed at Budget Review 2*



# Investment Performance

---

## Investments

- Council currently has 8 term deposits totalling \$80 million
- Term deposits mature between 0 – 179 days
- Weighted average interest rate return of 5.01%

# Financial Performance Report

## Risk

The 2024-25 budget has been developed to ensure long term financial sustainability for the Sunshine Coast region. A key element to long term financial sustainability is achieving the targeted operating result.

The following items need continued attention:

- The achievement of revenue targets
- The delivery of the \$14.7 million in savings initiatives included in the operating result

Failure to achieve the budgeted operating result will negatively impact Council's financial sustainability both in the short term and long term.

Continued monitoring of the delivery of the capital works program within budgeted scope and cost. Confirmation of capital works deferrals will need to be addressed during the Budget Review 2 process.



## Officer Recommendation

**That Council receive and note the report titled “September 2024 Financial Performance Report”**

Thanks for your time



[sunshinecoast.qld.gov.au](http://sunshinecoast.qld.gov.au)